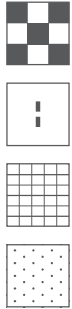


RUOTA / WHEEL



16N / ANTITAGLIO 68 Shore A
CUT-RESISTANT 68 Shore A

16N / ELASTICA 68 Shore A
CUT-RESISTANT 68 Shore A

16N / ANTIMACCHIA 68 Shore A
NO-MARKING 68 Shore A

16N

Ruota in gomma elastica,
nucleo in poliammide 6
*Elastic rubber wheel,
polyamide 6 centre*



150 ÷ 400



-20 ÷ +70



Ruota con
rivestimento in
gomma elastica
68 Shore A. Nucleo
in poliammide 6.
Mozzo su cuscinetti
a sfere schermati
o gabbia a rulli.

*Wheel with elastic
rubber tyre
68 Shore A.
Polyamide 6 centre.
Hub on shielded ball
bearings or roller
bearings.*

80x36	-	-	40	-	-	12	-	150
100x36	-	40	40	-	12	12	32x10	200
125x36	-	48	50	-	15	15	35x11	250
150x50	-	58	58	-	20	20	47x14	300
160x50	-	58	58	-	20	20	47x14	300
200x50	-	58	58	-	20	20	47x14	400
250x50	-	60	60	-	25	25	47x14	400

SUPPORTI / CASTORS



66



66A



66B



66F



66ANT



66ANTB



66ANTF

Medio / Medium duty

Ruota in gomma elastica,
nucleo in poliammide 6
*Elastic rubber wheel,
polyamide 6 centre*



120 ÷ 300



-20 ÷ +70



Supporti tipo medio
in acciaio stampato
zinco-cromato
rotanti su doppia
corona di sfere.
Assemblaggio con
dado autobloccante.
Anello parapolvere
sul giro di sfere.

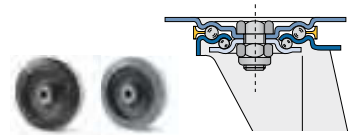
*Medium duty castors
in zinc-chromium
plated pressed steel,
turning on double rim
of balls.
Assembled with self
locking nut.
Dust cover ring on
the balls.*

Accessori a richiesta: ingrassatore per \varnothing 150-160-200 nella versione gabbia a rulli.

Perni filettati e cilindrici di varie dimensioni.

On request: lubricator for \varnothing 150-160-200 roller bearing version.

Threaded pin fitting and round stem fitting with various dimensions.



Le ruote 16N nera e grigia antimacchia possono essere assemblate con tutti i supporti tipo medio.

Wheels 16N black and grey no-marking can be assembled with all medium duty castors.

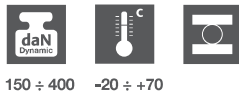
80x36	100x85	80x60	8,5x12	37	108	106	20x50	12	120	150
100x36	100x85	80x60	8,5x12	37	128	126	20x50	12	120	150
125SEx36	100x85	80x60	8,5x12	37	154	152	20x50	12	130	170
125x36	100x85	80x60	8,5x14	42	155	150	22x50	12	170	220
125x36	140x110	105x80	11x16	42	155	150	22x50	12	170	220
150x50	140x110	105x80	11x16	55	185	182	22x50	16	300	380
160x50	140x110	105x80	11x16	55	197	194	22x50	16	300	380
200x50	140x110	105x80	11x16	55	235	232	22x50	16	300	380

SUPPORTI / CASTORS



Pesante / Heavy duty

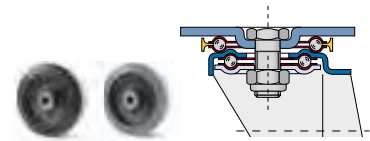
Ruota in gomma elastica, nucleo in poliammide 6
Elastic rubber wheel, polyamide 6 centre



Supporti tipo pesante in acciaio stampato zinco-cromato di forte spessore rotanti su doppia corona di sfere alloggiata in ralle d'acciaio temprato. Assemblaggio con dado autobloccante.

Heavy duty castors in zinc-chromium plated pressed steel, high thickness, turning on double rim of balls fitted in hardening steel thrust-bearings. Assembled with self locking nut.

Accessori a richiesta: ingrassatore per ø 150-160-200 nella versione gabbia a rulli.
Perni filettati e cilindrici di varie dimensioni.
On request: lubricator for ø 150-160-200 roller bearing version.
Threaded pin fitting and round stem fitting with various dimensions.



Le ruote 16N nera e grigia antimacchia possono essere assemblate con tutti i supporti tipo pesante.
Wheels 16N black and grey no-marking can be assembled with all heavy duty castors.

Icona	Icona	Icona	Icona	Icona	Icona	Icona	Icona	Icona	Icona
80x36	100x85	80x60	9x12	36	118	114	22x50	150	190
100x36	100x85	80x60	9x12	36	135	131	22x50	200	250
125x36	135x110	105x80	13x16	45	166	161	22x50	250	320
150x50	135x110	105x80	13x16	57	211	204	25x65	300	380
160x50	135x110	105x80	13x16	57	216	209	25x65	300	380
200x50	135x110	105x80	13x16	57	251	244	25x65	400	500