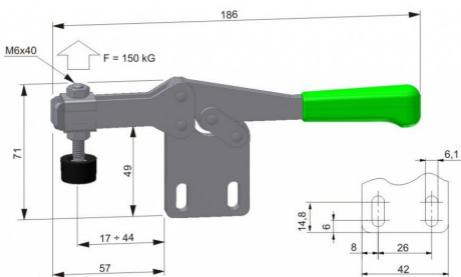


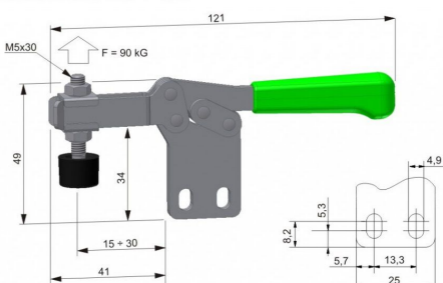
SIŁA TRZYMANIA / HOLDING FORCE - F = 150 kG



WAGA / WEIGHT - 0,27 kg

PODSTAWA / BASE

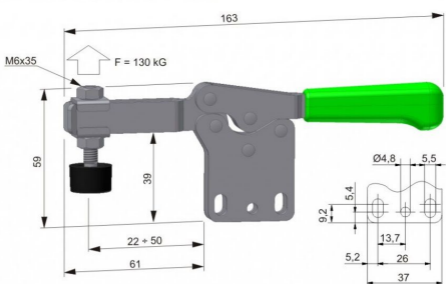
SIŁA TRZYMANIA / HOLDING FORCE - F = 90 kG



WAGA / WEIGHT - 0,09 kg

PODSTAWA / BASE

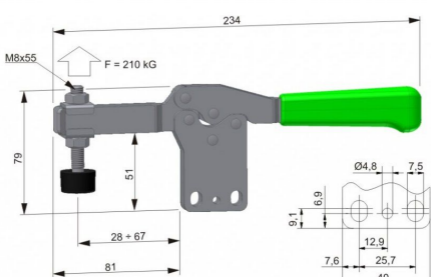
SIŁA TRZYMANIA / HOLDING FORCE - F = 130 kG



WAGA / WEIGHT - 0,19 kg

PODSTAWA / BASE

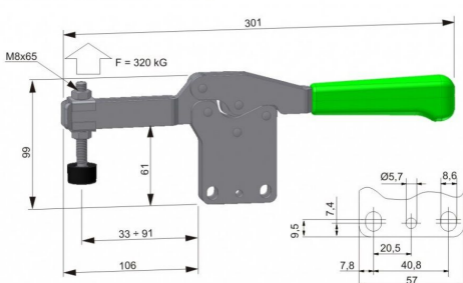
SIŁA TRZYMANIA / HOLDING FORCE - F = 210 kG



WAGA / WEIGHT - 0,40 kg

PODSTAWA / BASE

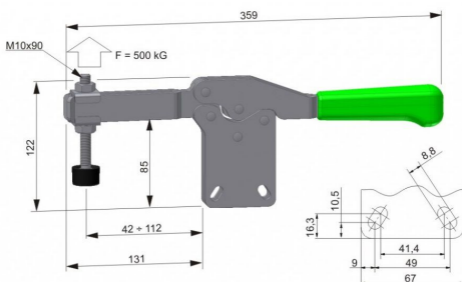
SIŁA TRZYMANIA / HOLDING FORCE - F = 320 kG



WAGA / WEIGHT - 0,84 kg

PODSTAWA / BASE

SIŁA TRZYMANIA / HOLDING FORCE - F = 500 kG



WAGA / WEIGHT - 1,50 kg

PODSTAWA / BASE